







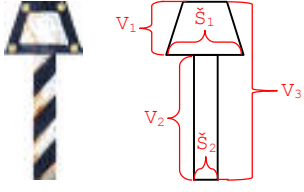




| Název                      | Ukázka  | Skutečnost  | H0                                     | TT                                     | N                                     |
|----------------------------|---|---|--|--|---------------------------------------|
| Předvěstník                |    | Š: 700 mm<br>V: 625 mm  | 8,04<br>7,18                           | 5,83<br>5,21                           | 4,37<br>3,90                          |
| Rychlostník                |    | Š: 700 mm<br>V: 505 mm  | 8,04<br>5,80                           | 5,83<br>4,21                           | 4,37<br>3,15                          |
|                            |    | Š: 400 mm<br>V: 250 mm  | 4,60<br>2,87                           | 3,33<br>2,08                           | 2,50<br>1,56                          |
| Konec nástupiště           |    | Š: 640 mm<br>V: 430 mm  | 7,35<br>4,94                           | 5,33<br>3,58                           | 4,00<br>2,69                          |
| Tabule před zastávkou      |    | Š: 1990 mm<br>V: 430 mm   | 22,87<br>4,94                          | 16,58<br>3,58                          | 12,43<br>2,69                         |
| Vzdálenostní upozorňovadlo |    | Š: 400 mm<br>V: 1570 mm   | 4,59<br>18,04                          | 3,33<br>13,08                          | 2,50<br>9,81                          |
| Upozorňovadlo              |  | Š: 1010 mm<br>V: 1510 mm  | 11,61<br>17,35                         | 8,41<br>12,58                          | 6,31<br>9,43                          |
| Začátek/Konec pomalé jízdy |  | Š: 500 mm<br>V: 800 mm  | 5,74<br>9,19                           | 4,16<br>6,66                           | 3,12<br>5,00                          |
| Lichoběžníková tabulka     |  | Š <sub>1</sub> : 800 mm<br>Š <sub>2</sub> : 200 mm<br>V <sub>1</sub> : 540 mm<br>V <sub>2</sub> : 1300 mm<br>V <sub>3</sub> : 1840 mm | 9,19<br>2,30<br>6,20<br>14,94<br>21,15 | 6,66<br>1,66<br>4,50<br>10,83<br>15,33 | 5,00<br>1,25<br>3,37<br>8,12<br>11,50 |
| Konec kusé koleje          |  | D <sub>s</sub> : 500 mm<br>V <sub>1</sub> : 707 mm  | 5,74<br>8,12                           | 4,16<br>5,89                           | 3,12<br>4,41                          |
| Sklonník                   |  | Š: 470 mm<br>V: 505 mm  | 5,40<br>5,80                           | 3,91<br>4,21                           | 2,93<br>3,15                          |